

300289

2024-017

2023

		2023	12	31	544,011,487		10
0.10	0				10	0	

1

			300289
		5	5
	010-67856540-8881		010-67856540-8881
	010-84923554		010-84923554
	leadman@leadmanbio.com		ping.zhu@leadmanbio.com

2

TUV ISO 9001:2015

ISO 13485:2016

CNAS

JCTLM

G20

1

1






2

71

2

CI1000 CI2000 S CI1200 CI1200 P

3

				
		CI1200	CI1200 P	CI2000 S

3

1

	2023	2022		2021
	1,938,398,607.33	1,997,134,641.92	-2.94%	2,348,410,268.66
	1,742,642,071.93	1,727,304,693.21	0.89%	1,835,030,234.33
	2023	2022		2021
	461,554,624.40	705,976,839.21	-34.62%	564,057,983.88
	15,337,378.72	-56,271,757.90	127.26%	22,419,197.58
	8,792,995.16	-30,795,564.33	128.55%	12,765,279.02
	130,796,495.28	108,933,825.70	20.07%	119,058,284.44
/	0.03	-0.10	130.00%	0.05
/	0.03	-0.10	130.00%	0.05
	0.88%	-3.13%	4.01%	1.54%

2

	108,150,382.74	118,802,956.31	113,185,912.28	121,415,373.07
	8,296,310.96	8,191,711.42	7,278,611.85	-8,429,255.51
	6,385,918.20	7,140,561.91	8,132,619.20	-12,866,104.15
	27,508,461.89	39,431,131.09	48,405,470.86	15,451,431.44

4

1

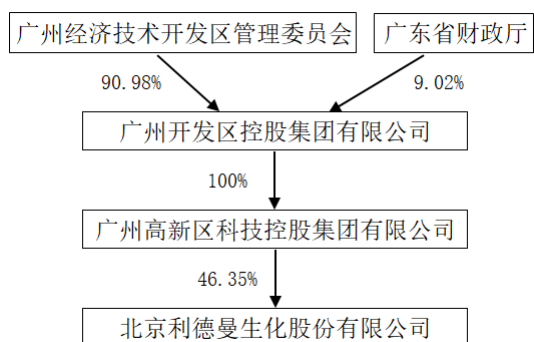
10

	20,397		19,811		0		0		0
10									
			46.35%	252,133,152.00	126,213,152.00				0.00
			3.15%	17,117,002.00	0.00				0.00

		0.86%	4,704,200.00	0.00	0.00
		0.72%	3,903,050.00	0.00	0.00
		0.70%	3,820,100.00	0.00	0.00
		0.65%	3,532,216.00	0.00	0.00
		0.48%	2,616,800.00	0.00	0.00
	-	0.47%	2,566,800.00	0.00	0.00
LOF					
MERRILL LYNCH INTERNATIONAL		0.37%	2,017,106.00	0.00	0.00
		0.32%	1,749,206.00	0.00	0.00

	/				
		0	0.00%	3,903,050	0.72%
-		0	0.00%	2,566,800	0.47%
LOF					
MERRILL LYNCH INTERNATIONAL		0	0.00%	2,017,106	0.37%
		0	0.00%	1,749,006	0.32%
		0	0.00%	888,480	0.16%
		0	0.00%	384,700	0.07%
		0	0.00%	0	0.00%
		0	0.00%	1,551,800	0.29%

3



5

