



利德曼
LEADMAN

2015

2016 03

()

()

2015

2015

1-2

()

()

	2013	2014	2015
	85.23%	90.19%	85.32%

()

		424,090,235		10
0.6 ()	0 ()		10	0

.....	5
.....	8
.....	12
.....	30
.....	47
.....	55
.....	55
.....	56
.....	62
.....	69
.....	168

		2015
		2015 1 1 -2015 12 31
		2014 1 1 -2014 12 31
		()
/		
		()
		()
		() ()
/		Enigma
		DiaSys Diagnostic Systems GmbH/
		()
		()
		()
		()
Enigma		ENIGMA DIAGNOSTICS LIMITED

			300289
()	Beijing Leadman Biochemistry Co.,Ltd		
()	Leadman		
		5	
	100176		
		5	
	100176		
	http //www.leadmanbio.com/		
	leadman@leadmanbio.com		

	5	5
	010-84923554	010-84923554
	010-67855500-8881	010-67856540-8881
	leadman@leadmanbio.com	leadman@leadmanbio.com

	http //www.cninfo.com.cn

	()
	110 11

√ □

	A 19	28	2012 2 16-2015 12 31

√ □

2

	2015	2014	2013	
()	-99,012.52	-37,198.47	-11,370.76	
()	10,515,486.35	6,127,709.83	2,929,305.11	： 334.47 ， 3.4 X53 95.37 ， 215.05 ，12DZ1941802 27 ， 110 ， 103.8 121 30.5 1 10
	149,105.91	-38,749.51	75,093.50	
	1,699,274.73	936,716.54	448,714.18	
()	882,965.30	1,238,412.60	0.00	
	7,983,339.71	3,876,632.71	2,544,313.67	--

1

1

1

()

117

38

48

23

1

12

CI1000

38

IDS-iSYS

IDS-iSYS

Eingma

ML

()

POCT

17

15

LPa

()

IVD

15%-20%

IVD

PCR

(POCT)

30%

IVD

IVD

IVD

(

POCT

)

IVD

IVD

15-20%

(

POCT) IVD
 POCT
 IVD
 ()
 IVD
 IVD
 1000 200 40

80-90%

(

1

		66,627.51 2.98%	68,672.45	2,044.94
		4,073.94 9.78%	4,515.39	441.45
	23.55%	668.57 X53 126.24	541.15 103.97	127.42 Flexlink

	17,776.76	2014	10,509.06	69.16%
				X53
	863.17	2014	431.73	99.93%,
	1,469.17	2014	923.55	59.08%
	227.60	2014	69.45	227.72%
	1,397.00	2014	1,096.23	
27.44%				

2

()

PCR

(IFCC) RELA

()

()

()

10	4000	GMP
3500		
()		60
95%	46%	5%

()			
2015	68,167.58	26.95%	20,907.25
24.60%	165,867.99	2.63%	
118,695.58	23.06%		15,721.96
22.56%			
() 2015			
1			
(1) 2013 5			(Immunodiagnostic Systems holding plc) (
)			(Research and Development Agreement)
(Exclusive Distribution Agreement) (2013 5 3
2013-020)	IDS		
2015 6	IDS		
2015 7	IDS		
(2) 2014 12			(2014)
			(
2014 12 2			2014-089) 2015
	16,235.83		
2			
		2015 8 27	
	3,492.12		2015 12 31
		3,493.47	
3			
2015			
	2015		

1

(1)

17

(HbsAb, HbsAg, HbeAb, HbeAg, HBcAb)

(TP) (HBV) 50 (CA50) 19 (CYFRA21-1),
 (NSE) (SCC)
 I (c-TNI) N (NT-proBNP)

(2)

12

(PSA) – (m-AST) (GA) (RF)
 E (IgE)
 (PCT) – (CEA) –
 (MAO) (IMA) (HPt) (HbA1c)
 (CCP)

5

ELISA

(MAO)

(IMA)

(acute coronary syndrome ACS)

(CCP) 2000

CCP ()

(RA)

2

2015

 β 2

(BMG)

C

(CysC)

(P)

(Fer)

BMG

()

(AST)

(NGAL)

I (PG I)

II (PG II)

(FABP)

3

CI1000

CI1000

BA800

4

IS015195

2015

RELA

DiaSys

DiaSys

(1)

WHO

30

10

2015

(2)

DiaSys

DiaSys

DiaSys

DiaSys

(ADA)

2015 5

SFDA

β 2

DiaSys

CE

CE

C

(CRP)

(

)

DiaSys

C-

A

apoA1

apoA1

apoA1

apoA1

HDL

β 2

A C

4

2015

/

1

2015

25

(m-AST)

(

)

(RF)

(

)

(GA)

(

)

β 2

C-

C

(RF)

(RF)

(GA)

(GA)

(m-AST)

(m-AST)

a

a

a

E(IgE) ()

(t-PSA) ()

E(IgE)

E(IgE)

(t-PSA)

(t-PSA)

()

2015

13

6

6

1

	1	340nm	201210223131.7
	2		201310522146.8
	3		201310521888.9
	4	a	201310549649.4
	5	PSA	201310560689.9
	6		201310522625.X
	1		201520215810.9
	2		201520189518.4
	3		201520039284.5
	4		201520091104.8
	5		201520187109.0
	6		201520189481.5
	1	(CM4000)	201430564803.0

6

(1)

2015 5 28

44

2015 7

()

45%

()

39%

2015 7 22 12,453,016

2015 8 6

(2)

2015 6 11

Enigma

428.5714

830

Enigma

581

70%

249

, 30%

2015 7

2015 11 11

200.00

77.00%

5.00%

8.00%

10.00%

2015 12 31

1

2

(1)

	2015		2014		
	681,675,798.36	100%	536,970,837.99	100%	26.95%
	681,675,798.36	100.00%	536,970,837.99	100.00%	26.95%
	572,688,583.92	84.01%	480,337,949.36	89.45%	19.23%
	12,870,455.12	1.89%	14,686,642.88	2.74%	-12.37%
	85,651,190.89	12.56%	37,584,768.81	7.00%	127.89%
	10,465,568.43	1.54%	4,361,476.94	0.81%	139.95%
	622,760,049.13	91.36%	524,374,282.81	97.65%	18.76%
	58,915,749.23	8.64%	12,596,555.18	2.35%	367.71%

(2)

10%

--	--	--	--	--	--	--

	671,210,229.93	282,938,591.36	57.85%	26.02%	39.24%	-4.00%
	572,688,583.92	211,220,193.82	63.12%	19.23%	33.08%	-3.84%
	85,651,190.89	64,617,287.75	24.56%	127.89%	74.75%	22.94%
	612,294,480.70	240,283,859.73	60.76%	17.75%	23.68%	-1.88%

1

(3)

			2015	2014	
			241,429	281,741	-14.31%
()			262,506	285,247	-7.97%
			29,940	45,635	-34.39%

30%

2015

34.39%

(4)

(5)

		2015		2014		
		258,478,971.92	91.36%	186,801,775.29	91.93%	38.37%
		24,459,619.44	8.64%	16,407,098.33	8.07%	49.08%

2015

282,938,591.36

2014

203,208,873.62

(6)

4

		2015		2014		
						(%)
				100.00		
	()			70.00		

()		70.00	
		77.00	

(7)

(8)

()		325,033,922.69
		48.43%

5

	()	
1	162,358,329.20	24.19%
2	63,679,823.06	9.49%
3	56,757,964.92	8.46%
4	23,734,273.07	3.54%
5	18,503,532.44	2.75%
	---	325,033,922.69
		48.43%

()		131,428,878.51
		49.16%

5

	()	
1	57,289,065.06	21.43%
2	43,991,460.12	16.45%
3	11,545,541.16	4.32%
4	10,672,812.17	3.99%
5	7,930,000.00	2.97%
	---	131,428,878.51
		49.16%

3

	2015	2014		2015	2014	2015
	43,497,955.28	41,311,524.19	5.29%	5.29%		
	120,128,087.14	103,266,957.12	16.33%	16.33%	3,167	1,496
	14,921,367.30	9,610,769.96	55.26%	55.26%	531.06	700

4

2015

2,942.81

2014

2,799.58

5.12%

	2015	2014	2013
()	63	63	70
	14.09%	14.89%	16.39%
()	29,428,054.71	27,995,839.12	24,379,738.34
	4.32%	5.21%	7.09%
()	0.00	0.00	0.00
	0.00%	0.00%	0.00%
	0.00%	0.00%	0.00%

5

	2015	2014	
	822,000,415.64	392,693,726.95	109.32%
	644,182,723.90	405,902,272.78	58.70%
	177,817,691.74	-13,208,545.83	1,446.23%
	0	7,827,769.22	-100.00%
	24,724,951.21	145,848,624.38	-83.05%
	-24,724,951.21	-138,020,855.16	82.09%
	89,038,201.16	54,124,308.09	64.51%
	169,336,554.75	125,384,695.40	35.05%
	-80,298,353.59	-71,260,387.31	-12.68%
	72,794,386.94	-222,489,788.30	132.72%

1,446.23%

X53

82.09%

2014

2015

12.68%

	-40,587.25	-0.02%		-40,587.25
	0.00	0.00%		
	8,859,524.46	4.24%		
	10,847,873.08	5.19%		
	282,293.35	0.14%		13.49

1

	2015		2014			
	177,767,593.33	10.72%	105,090,578.39	6.50%	4.22%	2014 69.16% X53
	340,238,913.49	20.51%	334,096,707.69	20.67%	-0.15%	
	71,490,537.35	4.31%	94,760,880.61	5.86%	-1.61%	
	8,631,722.51	0.52%	4,317,342.81	0.27%	0.25%	863.17 2014 431.73 99.93%,
	14,691,719.58	0.89%	9,235,457.88	0.57%	0.32%	1,469.17 2014 923.55 59.08%
	44,239,870.31	2.67%	45,215,378.67	2.80%	-0.13%	
		0.00%				
	666,275,096.65	40.17%	686,724,458.13	42.49%	-2.31%	66,627.51 68,672.45 2,044.94 2.98%
	6,685,705.02	0.40%	5,411,466.24	0.33%	0.07%	

	2,275,991.63	0.14%	694,528.31	0.04%	0.10%	2014 227.70%	227.60 69.45
	13,970,035.03	0.84%	10,962,267.94	0.68%	0.16%	2014 27.44%	1,397.00 1,096.23
	19,701,700.12	1.19%	10,224,117.09	0.63%	0.56%	2014 92.70%	2015
		0.00%	80,451,623.34	4.98%	-4.98%		2015

2

1

()	()	
340,590,000.00	194,790,595.28	74.85%

2

											()	()
		316,800,000	70.00%					40,069,960	42,379,269.65		2015 8 1	http://www.cninfo.com.cn
		23,790,000	70.00%					4,329,150	6,394,795.41		2015 8 1	http://www.cninfo.com.cn
	--	340,590,000.00	--	--	--	--	--	44,399,110	48,774,065.06	--	--	--

3

4

5

(1)

2012		49,920	6,569.77	47,275.28	0	0	0.00%	0		0	
	(A)										
	--	49,920	6,569.77	47,275.28	0	0	0.00%	0	--	0	
()											
							2011[2142]				
							2012 2			3,840	
	13			49,920					4,187.58		
	45,732.42			2012 2						()	
	[2012]0358										
	()	2015 12 31									
(1)			2012 3 6						4,614.36		
(2)							4,614.36				
(3)			19,878.51	2015	3,076.30						
(4)			()	18.63%	13,103.30				1,363.88		
(5)				10,800							
				3,493.47							

(2)

	()		(1)		(2)	(3) (2)/(1)					
		11,531	11,531	1,816.92	11,517.82	99.89%	2013 12 31	2,332.27	2,332.27		
		6,983	6,983	204.63	6,183.57	88.55%	2013 12 31	0	0	-	
	--	18,514	18,514	2,021.55	17,701.39	--	--	2,332.27	2,332.27	--	--
5		4,679	4,679	1,054.75	2,177.12	46.53%	2014 02 28	946.38	946.38		
()		13,103.31	13,103.31	0	13,103.3	100.00%		1,127.89	1,477.69		
18.63%											
()	--	14,293.47	14,293.47	3,493.47	14,293.47	100.00%	--	--	--	--	--
	--	32,075.78	32,075.78	4,548.22	29,573.89	--	--	2,074.27	2,424.07	--	--
	--	50,589.78	50,589.78	6,569.77	47,275.28	--	--	4,406.54	4,756.34	--	--

	46.53%	2,501.88	
	2015 8 27		2 — (2015)
)	2015 12 31	3,493.47 ()

(3)

1

2

10%

			9,233,850.00	281,724,531.32	212,473,414.87	210,792,732.52	68,721,535.66	60,541,813.79
			3,405,774.31	42,584,627.78	30,736,847.76	67,304,866.96	10,936,819.62	9,135,422.01

		POCT

3

POCT

Point-of-Care Testing

1	2015	2015	65,303.26	68,167.58
	2,864.32 ,	104.39%	19,735.74 ,	20,907.25
	1,171.51	105.94%		
2		2015		
3		2015		
4		2015		
5		2015		
			2014	

6

2015

ERP

2016

1. 2016

2016

	2016	2015	
	75,664.82	68,167.58	11.00%
	34,678.80	28,788.34	20.46%
	4,807.29	4,349.80	10.52%
	12,340.19	12,012.81	2.73%
	975.4	1,492.14	-34.63%
	23,446.21	20,907.25	12.14%
	17,508.47	15,721.96	11.36%
) (17,271.32	14,923.62	15.73%
	2016	2016	

2.

2016

1

2

3

4

5

1

√ □

2015 03 20			http://www.cninfo.com.cn/ / 2015 3 20
2015 04 24			http://www.cninfo.com.cn/ / 2015 4 24
2015 06 12			http://www.cninfo.com.cn/ / 2015 6 12
2015 06 25			http://www.cninfo.com.cn/ / 2015 6 25
2015 09 02			http://www.cninfo.com.cn/ / 2015 9 2
2015 11 06			http://www.cninfo.com.cn/ / 2015 11 6

()

1

1/2

2

20%

3

4

20%

5

()

20%

()

20%

()

()

1

2014

2015 3 6

157,665,000

10 1.5

()

23,649,750.00

21.40%

302,250,013.71

2015 3 6

2015 3 9

2015 3 31

2014

2015 4 1

2015 5 21

2014

2015 5 26

2015 5 27

2015 5

27 2015 5 27

2

2015

2015 8 27

170,118,016

10

15

255,177,024

2015 8

27

2015 8 28

2015 9 15

2015

2015 9 16

2015 10 21

2015

2015 10 26

2015 10 27

2015 10 27

2015

10	()		0
10	() ()		0.6
10	()		0
	()		424,090,235
			25,445,414.10
	()		96,330,501.76
			100%
20			
2015			
2016	3 25	424,090,235	10 0.6 ()
	25,445,414.10		26.41% 373,135,101.39
	3 ()	()	()

1 2013

	()	2013	109,368,725.11
		10,936,872.51	2013 98,431,852.60
	158,437,967.16		19,968,000.00 2013
	236,901,819.76	2013	153,600,000
	10 1.4 ()	21,504,000.00	21.85%
	215,397,819.76		

2 2014

	()	2014	122,779,937.72
		12,277,993.77	2014 110,501,943.95
	236,901,819.76		21,504,000.00 2014
	325,899,763.71		2015 3 6
157,665,000		10 1.5 ()	23,649,750.00
	21.40%	302,250,013.71	

3 2015

	()	2015	
48,877,043.72	2015 6 30		339,144,743.40
478,044,827.88		2015 8 27	170,118,016
	10 15	255,177,024	
425,295,040			

4 2015

		2015	107,033,890.84
		10,703,389.08	2015
96,330,501.76		325,899,763.71	23,649,749.98
2015		398,580,515.49	2016 3 24
424,090,235		10 0.6 ()	25,445,414.10
	26.41%	373,135,101.39	
()			

	()				
2015	25,445,414.10	157,219,571.79	16.18%	-	-
2014	23,649,750.00	128,281,332.74	18.44%	-	-
2013	21,504,000.00	110,072,010.64	19.54%	-	-

1

			(1) / /		
			(2) /	2014 10 16	
			(3) /		
			1 /	2014 10 16	
			/		

			/			
			2 /			
			3 /			
			4 2 3 /			
			1			2014 10
			2			16
				2015 2016 2017		2014 10
						16 2017 12 31
	(1			2014 10
)					16

			2		
			3		
			4		
	()			2014 10 16	
	()		() () () ()	2014 11 06	
	()		36	2015 08 06	2018 8 6

			2 ()			
			3 ()			
) (
			(1) (2) (3) 4			
				2014 04 28		

2

“ ”

()

“ ”

1

(1)

2015 19

7

()

)

(2)

	2015 12 31	2015 1 1
	-29,112,372.00	-43,710,640.00
	29,112,372.00	43,710,640.00

2

(1)

		2014 1	2015 6 3	
X53F1				
-	-	20-30	40-50	
				2015 6 4
			2-3	
50%	30%	3-4	100%	50%
4-5	100%	80%		

(2)

	+ /-	
	6,913,189.62	
	459,474.65	
-	-4,503,019.83	
	-1,114,482.08	
	675,452.97	

	-439,494.74	
	-48,632.61	
	-4,014,892.48	
	-7,372,664.27	
	-439,029.11	
	12,314,713.21	
	25,747.37	

3 2015 3 31 2014 2015
() 2015

2015

()

2015 11 10

2015

() 2015

2014 9 18

2014 9 23

31%

25%

2014

2014 10 1 2014 12 31

45%

39%

2015

2015 11 11

200.00

77.00%

5.00%

8.00%

10.00%

2015 12 31

	()
()	65
	1

2015 3 31 2014
2015
2015
() 2015
2015 11 10
2015
() 2015

1 2015

800

2 2015

2015

() 2014

()

()

()

51

()

()

		()	(%)	(%)
		150	35.71%	0.98%
		45	10.72%	0.29%
		45	10.72%	0.29%
		40	9.52%	0.26%
		30	7.14%	0.19%
	() (46)	70	16.67%	0.46%
		40	9.52%	0.26%
		420	100%	2.73%

()

12 24

36

1

12

24

40%

2

24

36

30%

3

36

48

30%

12

1

12

24

X A Y C

B X A Y D D Y C X B

[Z 40%)] Z (X B)/(A B) (Y D)/(C D)

X B Y D

0

(3)

	2015 1 15	http://www.cninfo.com.cn/
	2015 2 2	http://www.cninfo.com.cn/
	2015 6 4	http://www.cninfo.com.cn/
	2015 6 4	http://www.cninfo.com.cn/
	2015 6 4	http://www.cninfo.com.cn/
	2015 6 19	http://www.cninfo.com.cn/
	2015 7 15	http://www.cninfo.com.cn/
	2015 7 15	http://www.cninfo.com.cn/
	2015 11 17	http://www.cninfo.com.cn/

1

()

()

2

2014 6 19

	2014	2015	2016	2017	
	659.08	644.57	283.86	78.2	1,665.71

2015 2 2

	2014	2015	2016	2017	
	1.93	48.68	16.03	0	66.64

1**2****3****4****5**

1

(1)

(2)

(3)

2014 9 3

5

15,025.82 ()

2014 9 4

10%

10%

2

(1)

()								
()								
	2015 03 17	1,064.79	2015 05 29	1,064.79				
(A1)			8,500	(A2)		1,064.79		
(A3)			8,500	(A4)		1,064.79		

			()					
			()					
-		0		0				
()								
(A1+B1+C1)			8,500	(A2+B2+C2)				1,064.79
(A3+B3+C3)			8,500	(A4+B4+C4)				1,064.79
(A4+B4+C4)				0.90%				

(2)

3

(1)

(2)

4

1 2015 3 25

[\(http://www.cninfo.com.cn/\)](http://www.cninfo.com.cn/)

2 2015 4 30

[\(http://www.cninfo.com.cn/\)](http://www.cninfo.com.cn/)

3 2015 6 4 (<http://www.cninfo.com.cn/>)

4 2015 7 15 (<http://www.cninfo.com.cn/>)

5 2015 8 1 (<http://www.cninfo.com.cn/>)

6 2015 10 15 (<http://www.cninfo.com.cn/>)

7 2015 7
100,000

14

20,000

120,000

2015 7 9 2015

7 24 (<http://www.cninfo.com.cn/>)

8

2014 -2017

5,516

6,342

6,977

7,674

2015

6,286.82

719.50

2015

7,006.32

664.32

2016 3 28

(<http://www.cninfo.com.cn/>)

1

			()						
	101,232,400	64.37%	12,851,016	0	72,331,842	-72,012,938	13,169,920	114,402,320	26.90%
1	0	0.00%	0	0	0	0	0	0	0.00%
2	0	0.00%	0	0	0	0	0	0	0.00%
3	101,232,400	64.37%	12,851,016	0	72,331,842	-72,012,938	13,169,920	114,402,320	26.90%
	56,448,000	35.89%	12,453,016	0	18,679,524	-56,448,000	-25,315,460	31,132,540	7.32%
	44,784,400	28.48%	398,000	0	53,652,318	-15,564,938	38,485,380	83,269,780	19.58%
4	0	0.00%	0	0	0	0	0	0	0.00%
	0	0.00%							

48,221,228	120,553,070	,	121,896,788	304,741,970
12	2015	4	29	
				50% 2,420,000
	12	2016	10	29
			2015	10
				29
				6,150,750
120,553,070	114,402,320		304,741,970	310,892,720
1	2014			
	71		39.8	2015
2	2		157,665,000	
2	2015	7	14	
				270,000
3	2015	7	2	
				12,453,016
				170,118,016
4	2015	10	27	2015
				170,118,016
	10	15		255,177,024
425,295,040				
1	2015	2	2	39.8
2				2015
				7
				22
	12,453,016	A		
3	2015			2015
				8
				27
170,118,016			10	15
				255,177,024
	2015	10	27	425,295,040

1 1.02 0.40
 60.78%
 2
 7.55 2.80
 62.91%
 2015 10 15
 2015 384,000,000.00
 0.41 2015 393,167,500.00
 3.02

2

	3,780,000	5,090,750	7,360,750	6,050,000			2016	10 31
	1,112,400	457,750	1,468,600	2,123,250				25%
	35,712,000	22382500	53,818,000	67,147,500	25%			25%
	56,448,000	56,448,000	0	0			2015	2 17
	205,200	205,200	0	0			2015	7 10
	307,800	307,800	0	0			2015	7 27
	1,500,000	937,500	2,250,000	2,812,500	539,280 23,220 2,250,000			
	450,000	281,250	675,000	843,750	161,782 6,968 675,000		2014	6 19 2014 7 24
	400,000	250,000	600,000	750,000	143,807 6,193 600,000			12 24
	300,000	187,500	450,000	562,500	107,855 4,645 450,000			40%
() (34)	1,017,000	222,888	1,191,168	1,985,280			24 36	30%
() (71)	0	0	995,000	995,000			36 48	30%
	0	0	9,189,213	9,189,213			25%	
							2018	8 6

()						
()	0	0	17,117,002	17,117,002		2018 8 6
()	0	0	4,826,325	4,826,325		2018 8 6
()	101,232,400	86,771,138	99,941,058	114,402,320	--	--

1 ()

		()				
	2015 02 04	16.69 /	398,000	2015 02 04	398,000	
	2015 07 21	27.35 /	12,453,016	2015 08 06	12,453,016	

()

1 2015 2 2 71 39.8 2015

2 4

2015 2 2

2

12,453,016 45% 39%

12,453,016 2015 7 22

2015 8 6

2015 8 1

2

()

1 2014

2014 12 17 71 39.8 2015 2 2

157,267,000 157,665,000

2

() ([2015]1455) 2015 8 1
12,453,016

2015 7 22

157,665,000 170,118,016

3 2015 9 15 2015

2015

2015 8 27 170,118,016

10 15

255,177,024

170,118,016

425,295,040

()

101,232,400

114,402,320

56,034,600

310,892,720

3

1

	20,866		20,008	() (9)	0	() (9)	0
5%		10					
		33.18%	141,120,000	0	0	141,120,000	30,200,000
		21.05%	89,530,000	100000	67,147,500	22,382,500	
()		4.02%	17,117,002	0	17,117,002	0	
		2.87%	12,200,750	40300	6,050,000	6,150,750	5,325,000
()		2.16%	9,189,213	0	9,189,213	0	

10 4)	() (45% 2015 7 22 2015 8 6	39%	12,453,016
		20%		
10				
				141,120,000
				141,120,000
				22,382,500
				22,382,500
				6,150,750
				6,150,750
				4,500,000
				4,500,000
				4,087,100
				4,087,100
				1,690,033
				1,690,033
				1,646,500
				1,646,500
				1,000,050
				1,000,050
				937,500
				937,500
				798,905
				798,905
10 10	10	20%		
	(0		
) (5)		4,087,100		4,087,100

10 10

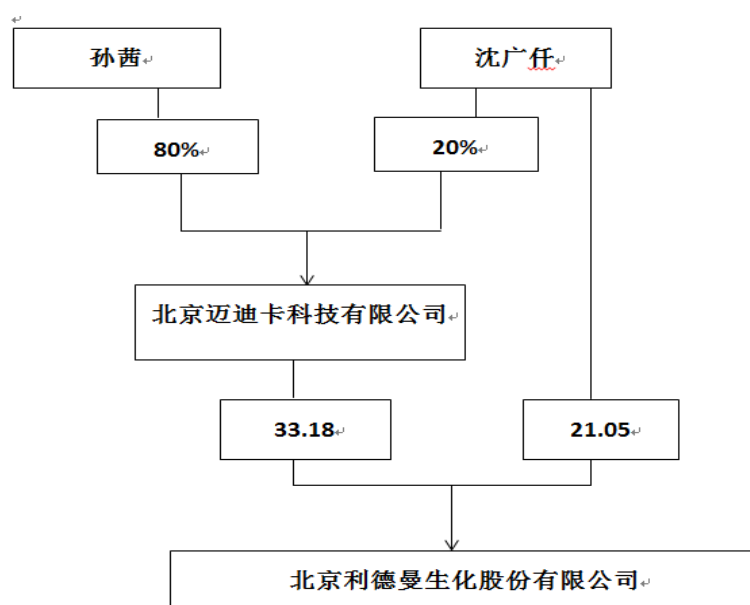
10 10

2

	/			
		2005 05 24	77545130-9	

3

		2009 2009
10		



4 10%

5

□ √

								()	()	()	()	()
				55	2009 06 19	2018 07 14		35,712,000	100,000	0	53,718,000	89,530,000
				50	2009 07 15	2018 07 14		0	0	0	0	0
				57	2015 07 14	2018 07 14		0	0	0	0	0
				54	2011 01 18	2018 07 15		1,500,000	0	0	2,250,000	3,750,000
				53	2014 03 20	2018 07 14		450,000	0	0	675,000	1,125,000
				45	2014 04 17	2018 07 14		400,000	0	0	600,000	1,000,000
				54	2012 07 14	2018 07 14		0	0	0	0	0
				52	2015 07 14	2018 07 14		0	0	0	0	0
				63	2015 11 10	2018 07 14		0	0	0	0	0
				53	2012 07 14	2018 07 14		1,112,400	20,000	100,000	1,548,600	2,581,000
				63	2012 07 14	2018 07 14		0	0	0	0	0
				58	2012 07 14	2018 07 14		0	0	0	0	0
				41	2013 03 21	2018 07 14		300,000	0	0	450,000	750,000
				49	2012 07 14	2015 04 29		4,840,000	40,300	0	7,320,450	12,200,750
				55	2014 03 20	2015 07 14		450,000	0	0	675,000	1,125,000
				39	2009 07 15	2015 07 14		0	0	0	0	0
				42	2015 07 14	2015 11 10		0	0	0	0	0
				59	2009 07 15	2015 07 14		0	0	0	0	0
	--	--	--	--	--	--		44,764,400	160,300	100,000	67,237,050	112,061,750

			2015 03 24	()
			2015 04 29	
			2015 10 14	
			2015 07 14	
			2015 07 14	

1

5

(1)

1961

2009 7

- (2) 1966 2006
2006 2009 7 2009 7
- (3) 1959 2000
() (-) 2015
- (4) 1962
2010 1 2012 7 2012 7 2012
10 ;2012 10 2013
3 2013 3 2014 4
2014 4
- (5) 1963
2008 2013 ThermoFisher IVD
2014 1
- (6) 1971
2008 9 2012 12 2012 12
- (7) 1962
2012 7
- (8) 1964
2006 2011 2012 2014

2014 2015

(9) 2015 7 1953 2003 6
2015 11

(10) 1975
2009 8 2010 7 () 2010
7 2012 6 2012 6
2013 3 2013 3

2 5

(1) 1963 2006 2009 7
2009 7 2012 7
2012 7

(2) 1953 2000 10 2012 7
2012 7

(3) 1958 2005 8 2012 7
2012 7 2013 12
2014 1

			2006 01 01		
	80%				

	()		2000 01 01		
			2006 01 01		
			2014 01 01		
			2015 06 11		
			2003 06 02		

			2015 3 9	2015

			55		288	
			50		0	
			57		0	
			54		180	
			53		74	
			45		81.4	
			54		5.95	
			52		2.98	
			63		0.99	
			53		48	
			63		14.31	
			58		22.2	
			41		58.2	
			49		0	
			55		28	
			39		2.98	
			42		1.98	
			59		2.98	
	--	--	--	--	811.97	--

□ √

1

	352
	95
	447
	621
	4
	86
	98
	101
	12
	19
	131
	447
	66
	171
	130
	80
	447

2**3**

2016

4

1

,

2

3

15

4

3

2

14

5

6

(www.cninfo.com.cn)

7

()

()

()

()

()

□ √

1

2014		0.42%	2015 03 31	2015 04 01	http://www.cinfo.com.cn
2015		0.20%	2015 07 14	2015 07 15	http://www.cinfo.com.cn
2015		0.32%	2015 09 15	2015 09 16	http://www.cinfo.com.cn
2015		0.10%	2015 11 10	2015 11 11	http://www.cinfo.com.cn

2

1

	11	9	2	0	0	
	15	13	1	1	0	
	11	9	2	0	0	
	4	4	0	0	0	
	3	3	0	0	0	
	1	1	0	0	0	
						4

2

3

1

10

2

2

3

3

4

2015

3

1

2015

2 2014

2015

1

2

	2016 03 25	
	http://www.cninfo.com.cn/	
		100.00%
		100.00%
	1	1
	2	
	3	2
	4	3
		4
	1	5

	2	1 2 3 4
	5% 3% 5% 3%	100 () 10 () -- 100 10
		0
		0
		0
		0

12 31	2015
	2016 03 25
	http://www.cninfo.com.cn/

	2016 03 25
	()
	2016 1460

:

()

2015 12 31

2015

(1)

(2)

12 31

2015

2015

1

	177,767,593.33	105,090,578.39
	112,096,375.32	114,348,704.63
	340,238,913.49	334,096,707.69
	8,631,722.51	4,317,342.81
	14,691,719.58	9,235,457.88
	71,490,537.35	94,760,880.61
	1,941,100.22	2,375,908.35
	726,857,961.80	664,225,580.36
	44,239,870.31	45,215,378.67
	666,275,096.65	686,724,458.13
	6,685,705.02	5,411,466.24
	40,739,417.54	45,153,886.98
	155,729,957.62	155,729,957.62
	2,275,991.63	694,528.31
	13,970,035.03	10,962,267.94

	1,905,871.88	2,051,053.21
	931,821,945.68	951,942,997.10
	1,658,679,907.48	1,616,168,577.46
	19,701,700.12	10,224,117.09
	77,638,504.31	161,133,671.39
	12,687,432.22	16,954,639.15
	31,626,481.94	32,817,679.41
	43,199,833.19	29,559,947.14
	198,801.73	371,272.51
	16,502,500.00	33,005,000.00
	36,653,299.25	58,622,700.31
	116,901,133.47	76,000,000.00
	355,109,686.23	418,689,027.00
		80,451,623.34
	40,587.25	
	35,270,225.48	15,262,659.81
	8,340,505.34	9,075,616.15
	43,651,318.07	104,789,899.30
	398,761,004.30	523,478,926.30
	424,090,235.00	157,267,000.00
	266,790,557.67	467,964,101.15
	29,112,372.00	43,710,640.00

	60,393,831.06	49,690,441.98
	464,793,572.66	333,300,210.10
	1,186,955,824.39	964,511,113.23
	72,963,078.79	128,178,537.93
	1,259,918,903.18	1,092,689,651.16
	1,658,679,907.48	1,616,168,577.46

2

	56,301,127.30	42,164,918.42
	112,096,375.32	114,348,704.63
	261,293,576.87	255,859,883.94
	8,227,351.46	3,462,809.80
	13,008,067.08	7,171,346.25
	53,616,383.94	67,050,305.59
	583,775.59	496,352.47
	505,126,657.56	490,554,321.10
	537,380,595.28	196,790,595.28
	44,239,870.31	45,215,378.67
	600,858,452.80	620,522,355.41
	6,685,705.02	4,383,658.30
	20,322,025.51	20,885,083.10
	2,275,991.63	
	10,183,515.55	6,767,252.57
	1,905,871.88	2,051,053.21
	1,223,852,027.98	896,615,376.54
	1,728,978,685.54	1,387,169,697.64
	19,701,700.12	10,224,117.09
	57,747,018.51	141,273,064.95
	25,169,546.08	15,421,389.92
	11,874,963.18	12,685,270.09
	32,350,965.24	22,380,914.22

	198,801.73	371,272.51
	35,608,940.39	56,958,718.87
	116,901,133.47	76,000,000.00
	299,553,068.72	335,314,747.65
		80,451,623.34
	40,587.25	
	35,270,225.48	14,292,659.81
	273,736.92	
	35,584,549.65	94,744,283.15
	335,137,618.37	430,059,030.80
	424,090,235.00	157,267,000.00
	539,888,857.62	467,964,101.15
	29,112,372.00	43,710,640.00
	60,393,831.06	49,690,441.98
	398,580,515.49	325,899,763.71
	1,393,841,067.17	957,110,666.84
	1,728,978,685.54	1,387,169,697.64

3

	681,675,798.36	536,970,837.99
	681,675,798.36	536,970,837.99
	483,128,281.35	375,227,286.15
	287,883,366.07	204,956,623.24
	7,837,981.10	5,235,286.88
	43,497,955.28	41,311,524.19
	120,128,087.14	103,266,957.12
	14,921,367.30	9,610,769.96
	8,859,524.46	10,846,124.76
(“ ”)		
(“ ”)	-40,587.25	
(“ ”)		
(“ ”)	198,506,929.76	161,743,551.84
	10,847,873.08	6,290,931.09
	35,875.00	6,343.58
	282,293.35	239,169.24
	134,887.51	43,542.05
(“ ”)	209,072,509.49	167,795,313.69
	30,949,766.96	24,075,163.94
(“ ”)	178,122,742.53	143,720,149.75
	157,219,571.79	128,281,332.74
	20,903,170.74	15,438,817.01
()		
1.		
2.		
()		
1.		
2.		
3.		
4.		

5.		
6.		
	178,122,742.53	143,720,149.75
	157,219,571.79	128,281,332.74
	20,903,170.74	15,438,817.01
()	0.40	0.33
()	0.39	0.33

4

	409,875,357.22	467,524,737.39
	153,311,816.89	176,277,567.73
	5,753,793.00	4,617,491.44
	31,339,366.01	34,110,529.37
	78,532,313.48	93,491,797.99
	15,052,350.85	9,531,726.66
	8,837,650.99	10,319,083.28
()		
()	-40,587.25	
()	117,007,478.75	139,176,540.92
	7,192,384.56	4,267,674.52
		6,343.58
	135,381.65	214,244.61
	134,863.34	43,151.81
()	124,064,481.66	143,229,970.83
	17,030,590.82	20,450,033.11
()	107,033,890.84	122,779,937.72
()		
1.		
2.		
()		
1.		
2.		
3.		
4.		
5.		
6.		
	107,033,890.84	122,779,937.72
()		
()		

5

	790,413,046.89	378,538,331.52
	31,587,368.75	14,155,395.43
	822,000,415.64	392,693,726.95
	358,135,192.12	228,342,471.16
	88,748,390.18	73,139,144.48
	115,717,796.18	65,785,746.89
	81,581,345.42	38,634,910.25
	644,182,723.90	405,902,272.78
	177,817,691.74	-13,208,545.83
		6,343.58
		7,821,425.64
		7,827,769.22
	24,724,951.21	19,164,921.32
		126,683,703.06
	24,724,951.21	145,848,624.38
	-24,724,951.21	-138,020,855.16
	81,927,093.16	10,224,117.09

	7,111,108.00	43,900,191.00
	89,038,201.16	54,124,308.09
	112,000,000.00	80,000,000.00
	54,789,762.81	45,184,695.40
	2,546,791.94	200,000.00
	169,336,554.75	125,384,695.40
	-80,298,353.59	-71,260,387.31
	72,794,386.94	-222,489,788.30
	104,973,206.39	327,462,994.69
	177,767,593.33	104,973,206.39

6

	484,237,266.27	306,415,435.03
	42,116,271.47	11,922,138.86
	526,353,537.74	318,337,573.89
	232,987,142.26	178,794,319.10
	69,872,001.04	62,239,901.28
	77,823,685.01	57,986,069.12
	47,393,443.33	28,297,700.57
	428,076,271.64	327,317,990.07
	98,277,266.10	-8,980,416.18
		6,343.58
		7,740,614.28
		7,746,957.86
	20,227,831.63	18,344,705.40
		194,790,595.28
	20,227,831.63	213,135,300.68
	-20,227,831.63	-205,388,342.82
	81,927,093.16	10,224,117.09
	7,111,108.00	43,900,191.00
	89,038,201.16	54,124,308.09
	112,000,000.00	80,000,000.00
	38,287,262.81	39,649,695.40
	2,546,791.94	200,000.00
	152,834,054.75	119,849,695.40
	-63,795,853.59	-65,725,387.31
	14,253,580.88	-280,094,146.31
	42,047,546.42	322,141,692.73
	56,301,127.30	42,047,546.42

7

	157,267,000.00				467,964,101.15	43,710,640.00			49,690,441.98		333,300,210.10	128,178,537.93	1,092,689,651.16
	157,267,000.00				467,964,101.15	43,710,640.00			49,690,441.98		333,300,210.10	128,178,537.93	1,092,689,651.16
()	266,823,235.00				-201,173,543.48	-14,598,268.00			10,703,389.08		131,493,362.56	-55,215,459.14	167,229,252.02
()											157219571.79	20,903,170.74	178,122,742.53
()	12,369,094.00				53,280,597.52	-14,598,268.00					8,626,929.83	-76,118,629.88	12,756,259.47
1	12,369,094.00				46,348,036.41	-14,598,268.00						-66,816,553.40	6,498,845.01
2													
3					6,932,561.11								6,932,561.11
4											8,626,929.83	-9,302,076.48	-675,146.65
()									10,703,389.08		-34,353,139.06		-23,649,749.98
1									10,703,389.08		-10,703,389.08		
2													
3 ()											-23,649,749.98		-23,649,749.98
4													
()	254,454,141.00				-254,454,141.00								
1 (254,454,141.00				-254,454,141.00								

)													
2 ()													
3													
4													
()													
1													
2													
()													
	424,090,235.00				266,790,557.67	29,112,372.00			60,393,831.06		464,793,572.66	72,963,078.79	1,259,918,903.18

	153,600,000.00				421,310,261.15				37,412,448.21		238,800,871.13		851,123,580.49
	153,600,000.00				421,310,261.15				37,412,448.21		238,800,871.13		851,123,580.49
“ ”) ()	3,667,000.00				46,653,840.00	43,710,640.00			12,277,993.77		94,499,338.97	128,178,537.93	241,566,070.67
()											128,281,332.74	15,438,817.01	143,720,149.75
()	3,667,000.00				46,653,840.00	43,710,640.00						112,739,720.92	119,349,920.92
1	3,667,000.00				40,043,640.00	43,710,640.00						112,739,720.92	112,739,720.92
2													
3					6,610,200.00								6,610,200.00
4													
()									12,277,993.77		-33,781,993.77		-21,504,000.00
1									12,277,993.77		-12,277,993.77		
2													
3 ()											-21,504,000.00		-21,504,000.00
4													
()													

1	()													
2	()													
3														
4														
()														
1														
2														
()														
		157,267,000.00				467,964,101.15	43,710,640.00			49,690,441.98		333,300,210.10	128,178,537.93	1,092,689,651.16

	157,267,000.00				467,964,101.15	43,710,640.00			49,690,441.98	325,899,763.71	957,110,666.84
	157,267,000.00				467,964,101.15	43,710,640.00			49,690,441.98	325,899,763.71	957,110,666.84
(“ ”)	266,823,235.00				71,924,756.47	-14,598,268.00			10,703,389.08	72,680,751.78	436,730,400.33
()										107,033,890.84	107,033,890.84
()	12,369,094.00				326,378,897.47	-14,598,268.00					353,346,259.47
1	12,369,094.00				319,446,336.36	-14,598,268.00					346,413,698.36
2											
3					6,932,561.11						6,932,561.11
4											
()									10,703,389.08	-34,353,139.06	-23,649,749.98
1									10,703,389.08	-10,703,389.08	
2 ()										-23,649,749.98	-23,649,749.98
3											
()	254,454,141.00				-254,454,141.00						
1 ()	254,454,141.00				-254,454,141.00						
2 ()											
3											
4											
()											
1											
2											
()											
	424,090,235.00				539,888,857.62	29,112,372.00			60,393,831.06	398,580,515.49	1,393,841,067.17

	153,600,000.00				421,310,261.15				37,412,448.21	236,901,819.76	849,224,529.12
	153,600,000.00				421,310,261.15				37,412,448.21	236,901,819.76	849,224,529.12
(“ ”)	3,667,000.00				46,653,840.00	43,710,640.00			12,277,993.77	88,997,943.95	107,886,137.72
()										122,779,937.72	122,779,937.72
()	3,667,000.00				46,653,840.00	43,710,640.00					6,610,200.00
1	3,667,000.00				40,043,640.00	43,710,640.00					
2											
3					6,610,200.00						6,610,200.00
4											
()									12,277,993.77	-33,781,993.77	-21,504,000.00
1									12,277,993.77	-12,277,993.77	
2 ()										-21,504,000.00	-21,504,000.00
3											
()											
1 ()											
2 ()											
3											
4											
()											
1											
2											
()											
	157,267,000.00				467,964,101.15	43,710,640.00			49,690,441.98	325,899,763.71	957,110,666.84

(“ ” “ ”)

2009 7 21

110000410125421 7,200

2011 2 2010 10 6

4,320 1 4,320

720 3,600 11,520

() [2011]0019 2011 3 18

2011 [2011]2142

2012 2 13

3,840 15,360

() [2012]0358 2012 5 5

2014

38 366.70 1

15,726.70 () [2014]2641

2014

2014 12 17 71 39.80

2015 6 3

18.00

1.20

1.99 2015 7 14

27.00

2015 12 31 48.19

() ([2015]1455) 2015 8 1

1,245.30

2015 9 15 2015

2015

2015 8 27

10 15

5

-6840

-6840-3

6840-2

(2019 11 26)

(2019 2 19)

2016 3 25

4

		(%)	
		100.00	
()		70.00	
()		70.00	
		77.00	

1

2

12

1

1

2015 19

7

()
“ ” “ — ”()

2

	2015 12 31	2015 1 1
	-29,112,372.00	-43,710,640.00
	29,112,372.00	43,710,640.00

2

1

2014 1	X53F1		
-	-	20-30	40-50
30%	3-4	2-3	50%
	100%	100%	50%
	100%	80%	4-5
			2015 6 4

2

	+ /-
	6,913,189.62
	459,474.65
-	-4,503,019.83
	-1,114,482.08
	675,452.97
	-439,494.74
	-48,632.61
	-4,014,892.48
	-7,372,664.27
	-439,029.11
	12,314,713.21
	25,747.37

1

2

1 1 12 31

3

4

5

1

()

2

5

(2012 19)

33 —

“ ”

“ ” “ ”

“ ”

(

)

(

)

6

1

2

(
)

2

22

- (1)
- (2)
- (3)
- (4)

7

1

2

(1)

(2)

(3)

(4)

(5)

3

8

(

)

9

1

2

10

1

2

(1)

A

B

C

A

B

(2)

()

()

(3)

(4)

3

()

(1)

(2)

50%

12

4

(1)

(2)

(3)

5

(1)

(2)

6

()

(

)

7

8

()

2

3

4

5

(1)

(2)

13

1

2

3

4

1

2

3

()

1

2

14

1

/

(

/

)

(

)

22

2

()

(1)

(2)

20

(3)

()

(4)

16**(1)**

1

(1)

(2)

2

(2)

-		40-50	0	2.00-2.50
-		20-30	0	3.33-5.00
		4-8	5-10	11.25-23.75
		3-8	2-10	11.25-32.67
		5-6	2-10	15.00-19.60

(3)

(1)

(2)

(3)

17

1

2

18

1

2

(1)

1)

2)

3)

(2)

3

(3)

3

(

)

19

20

21

(1)

(1)

(2)

(3)

1)

2)

23

()

24

(1)

(2)

(1)

(2)

1)

2)

3)

4)

(3)

(1)

(2)

(4)

25

1

(1)

(2)

(3)

2

(1)

(2)

26

1

2

(1)

(2)

3

(1)

(2)

4

(

)

27

28

1

(1)

(2)

(

)

(3)

2

29

(1)

(2)

30

/

1

2

(2)

(1)

3

()

(1)

(2)

(1)

(2)

()

(1)

(2)

4

5

31

(1)

(2)

32

1

(1)

(2)

(3)

2

()

()

33

(1)

--	--	--

1

2015 19

7

1

()

()

2

	2015 12 31	2015 1 1
	-29,112,372.00	-43,710,640.00
	29,112,372.00	43,710,640.00

2.

(1)

		2014 1	
	X53F1		
20-30	40-50	-	-
			2015 6 4

100%	2-3	50%	30%	3-4		
	50%	4-5	100%	80%		

(2)

	+ /-	
	6,913,189.62	
	459,474.65	
-	-4,503,019.83	
	-1,114,482.08	
	675,452.97	
	-439,494.74	
	-48,632.61	
	-4,014,892.48	
	-7,372,664.27	
	-439,029.11	
	12,314,713.21	
	25,747.37	

34

1

		17%
		5%
		7% 5%
		3% 3%
		2% 2%

	15%
	25%
	15%
	25%
	25%

2

2015 11 24

GR201511001116

2015

15%

2017

2014 9 4

GF201431000066

2014

15%

2016

3**1**

	352,043.71	251,172.87
	177,415,549.62	104,722,033.52
		117,372.00
	177,767,593.33	105,090,578.39

2

--	--	--

3**4****(1)**

	67,916,021.60	112,700,284.84
	44,180,353.72	1,648,419.79
	112,096,375.32	114,348,704.63

(2)

--	--	--

(3)

	123,968,245.80	
	123,968,245.80	0

(4)

--	--

5

(1)

	372,438,733.70	100.00%	32,199,820.21	8.65%	340,238,913.49	357,364,894.71	100.00%	23,268,187.02	6.51%	334,096,707.69
	372,438,733.70	100.00%	32,199,820.21	8.65%	340,238,913.49	357,364,894.71	100.00%	23,268,187.02	6.51%	334,096,707.69

1	260,401,045.31	13,020,052.26	5.00%
1 2	80,865,168.10	8,086,516.81	10.00%
2 3	26,332,159.09	7,899,647.73	30.00%
3 4	2,829,234.21	1,414,617.11	50.00%
4 5	1,160,703.46	928,562.77	80.00%
5	850,423.53	850,423.53	100.00%
	372,438,733.70	32,199,820.21	

(2)

8,931,633.19

0.00

--	--	--

(3)

--	--

--	--	--	--	--	--

(4)

		(%)	
	103,072,632.31	27.68	5,153,631.62
	22,776,623.82	6.12	2,768,580.98
	22,505,392.84	6.04	1,125,269.64
	15,473,607.20	4.15	773,680.36
	10,782,155.14	2.90	999,839.88
	174,610,411.31	46.89	10,821,002.48

(5)

(6)

6

(1)

1	8,471,150.78	98.14%	3,635,043.36	84.20%
1 2	27,965.03	0.32%	351,614.80	8.14%
2 3	25,960.94	0.30%	230,959.10	5.35%
3	106,645.76	1.24%	99,725.55	2.31%
	8,631,722.51	--	4,317,342.81	--

1

(2)

		5,230,134.00	
Hitachi High-Technologies(Shanghai) Co.,Ltd. Beijing Branch		1,755,868.70	
		296,800.00	
		278,443.17	
		249,333.33	
		7,810,579.20	

7

(1)

--	--	--

(2)

--	--	--	--	--

8

(1)

()		
-----	--	--

(2) 1

()				
-----	--	--	--	--

9

(1)

	16,035,20.30	100.00%	1,343,500.72	8.38%	14,691,719.58	10,651,067.33	100.00%	1,415,609.45	13.29%	9,235,457.88
	16,035,20.30	100.00%	1,343,500.72	8.38%	14,691,719.58	10,651,067.33	100.00%	1,415,609.45	13.29%	9,235,457.88

1	13,592,520.63	679,626.03	5.00%
1 2	1,345,663.84	134,566.38	10.00%
2 3	216,505.74	64,951.72	30.00%
3 4	806,891.63	403,445.82	50.00%
4 5	63,638.46	50,910.77	80.00%
5	10,000.00	10,000.00	100.00%
	16,035,220.30	1,343,500.72	

(2)

0.00

72,108.73

--	--	--

(3)

--	--

--	--	--	--	--	--

(4)

	1,614,673.78	1,081,122.79
	11,978,965.45	1,216,663.60
		6,330,000.00
	2,441,581.07	2,023,280.94
	16,035,220.30	10,651,067.33

(5)

		10,972,149.00	1	68.43%	548,607.45
		600,000.00	3-4	3.74%	300,000.00
		317,100.00	1-2	1.98%	31,710.00
		246,494.44	1-2	1.54%	24,649.44
Immunodiagnostic Systems Ltd		243,643.13	3	1.52%	43,855.76
	--	12,379,386.57	--	77.21%	948,822.65

(6)

--	--	--	--	--

(7)

(8)

10

(1)

	18,887,552.87		18,887,552.87	19,538,704.34		19,538,704.34
	8,495,097.05		8,495,097.05	8,699,371.82		8,699,371.82
	25,892,919.36	518,747.97	25,374,171.39	47,795,469.34	518,747.97	47,276,721.37
	2,943,514.97		2,943,514.97	5,119,988.56		5,119,988.56
	15,790,201.07		15,790,201.07	14,126,094.52		14,126,094.52
	72,009,285.32	518,747.97	71,490,537.35	95,279,628.58	518,747.97	94,760,880.61

(2)

	518,747.97				518,747.97
	518,747.97				518,747.97

(3)

(4)

--	--

11

--	--	--	--	--

12

--	--	--

13

	1,766,570.69	2,129,335.18
	11,279.86	136,187.46
	163,249.67	110,385.71
	1,941,100.22	2,375,908.35

14**(1)**

(2)

--	--	--	--	--

(3)

(4)

--	--	--	--	--

(5)

				()		
--	--	--	--	-----	--	--

15

(1)

(2)

--	--	--	--	--

(3)

16

(1)

(2)

(3)

17

--	--	--	--	--	--	--	--

18

(1)

1.	55,797,853.12	5,548,095.00		61,345,948.12
2.	2,703,539.87			2,703,539.87
(1)				
(2) \	2,703,539.87			2,703,539.87
(3)				
3.				
(1)				
(2)				
4.	58,501,392.99	5,548,095.00		64,049,487.99
1.	15,076,430.11	1,054,139.34		16,130,569.45
2.	3,568,086.15	110,962.08		3,679,048.23
(1)	2,921,682.58	110,962.08		3,032,644.66
(2)	646,403.57			646,403.57
3.				
(1)				
(2)				
4.	18,644,516.26	1,165,101.42		19,809,617.68
1.				
2.				
(1)				
3				
(1)				
(2)				

4.				
1.	39,856,876.73	4,382,993.58		44,239,870.31
2.	40,721,423.01	4,493,955.66		45,215,378.67

(2)

(3)

--	--	--	--

19

(1)

1.	611,170,997.47	10,031,542.33	139,157,301.72	9,983,602.98	770,343,444.50
2.	20,437,770.56	178,289.88	3,867,374.22	1,272,676.77	25,756,111.43
(1)	11,025,328.24	178,289.88	221,246.22	408,516.01	11,833,380.35
(2)	9,412,442.32		3,646,128.00	864,160.76	13,922,731.08
(3)					
3.	2,703,539.87	96,500.00	1,615,844.40	32,677.60	4,448,561.87
(1)		96,500.00	1,615,844.40	32,677.60	1,745,022.00
(2)	2,703,539.87				2,703,539.87
4.	628,905,228.16	10,113,332.21	141,408,831.54	11,223,602.15	791,650,994.06
1.	29,524,342.33	7,092,813.98	42,923,526.94	4,078,303.12	83,618,986.37
2.	19,085,557.52	1,014,949.83	21,831,957.41	2,047,959.34	43,980,424.10
(1)	19,085,557.52	1,014,949.83	21,831,957.41	2,047,959.34	43,980,424.10
3.	646,403.57	91,675.00	1,455,477.65	29,956.84	2,223,513.06
(1)		91,675.00	1,455,477.65	29,956.84	1,577,109.49
(2)	646,403.57				646,403.57
4.	47,963,496.28	8,016,088.81	63,300,006.70	6,096,305.62	125,375,897.41
1.					
2.					

(1)					
3.					
(1)					
4.					
1.	580,941,731.88	2,097,243.40	78,108,824.84	5,127,296.53	666,275,096.65
2.	581,646,655.14	2,938,728.35	96,233,774.78	5,905,299.86	686,724,458.13

(2)

--	--	--	--	--	--

(3)

--	--	--	--	--	--

(4)

					18,420,129.84

(5)

--	--	--	--	--	--

20

(1)

	2,503,653.56		2,503,653.56	1,464,000.00	1,464,000.00
Flexlink	4,182,051.46		4,182,051.46	2,919,658.30	2,919,658.30
				235,042.76	235,042.76
				792,765.18	792,765.18
	6,685,705.02		6,685,705.02	5,411,466.24	5,411,466.24

(2)

		1,464,00 0.00	10,452,0 95.88	9,412,44 2.32		2,503,65 3.56		100%				
Flexlink		2,919,65 8.30	1,262,39 3.16			4,182,05 1.46		100%				
			3,411,08 5.24	3,411,08 5.24				100%				
		235,042. 76		235,042. 76				100%				
		792,765. 18	71,395.5 8	864,160. 76				100%				
		5,411,46 6.24	15,196,9 69.86	13,922,7 31.08		6,685,70 5.02	--	--				--

(3)

--	--	--	--	--	--	--	--	--	--	--	--	--

21

--	--	--	--	--	--	--	--	--	--	--	--	--

22

--	--	--	--	--	--	--	--	--	--	--	--	--

23

(1)

(2)

24

25

(1)

1.	22,629,125.75	1,923,052.45	8,653,600.00	16,533,300.00	49,739,078.20
2.		213,841.48			213,841.48
(1)		213,841.48			213,841.48
(2)					
(3)					
3.					
(1)					
4.	22,629,125.75	2,136,893.93	8,653,600.00	16,533,300.00	49,952,919.68
1.	2,262,912.60	1,051,968.62	719,200.00	551,110.00	4,585,191.22
2.	452,582.52	538,798.40	1,983,600.00	1,653,330.00	4,628,310.92
(1)	452,582.52	538,798.40	1,983,600.00	1,653,330.00	4,628,310.92
3.					
(1)					
4.	2,715,495.12	1,590,767.02	2,702,800.00	2,204,440.00	9,213,502.14
1.					
2.					
(1)					
3.					
(1)					
4.					
1.	19,913,630.63	546,126.91	5,950,800.00	14,328,860.00	40,739,417.54
2.	20,366,213.15	871,083.83	7,934,400.00	15,982,190.00	45,153,886.98

0.00%

(2)

--	--	--

26

--	--	--	--	--

27

(1)

	13,171,068.62			13,171,068.62
	142,558,889.00			142,558,889.00
	155,729,957.62			155,729,957.62

(2)

12%

50%-53%

0~15%

13%-15%

0~12%

28

		2,333,447.46	57,455.83		2,275,991.63
	694,528.31		694,528.31		
	694,528.31	2,333,447.46	751,984.14		2,275,991.63

29 /

(1)

	33,543,320.93	5,153,478.71	24,683,796.47	3,843,205.72
			1,659,228.42	297,898.60
	518,747.97	77,812.20	518,747.97	77,812.20
	31,626,481.94	4,746,124.17	28,882,891.10	4,372,674.60
	18,240,567.82	2,736,085.17	9,194,312.16	1,379,146.82
	8,376,898.54	1,256,534.78	6,610,200.00	991,530.00
	92,306,017.20	13,970,035.03	71,549,176.12	10,962,267.94

(2)

	33,063,809.07	5,012,763.35	35,999,640.24	5,468,837.94
	20,360,033.79	3,054,005.07	24,045,188.06	3,606,778.21
	1,824,912.81	273,736.92		
	55,248,755.67	8,340,505.34	60,044,828.30	9,075,616.15

(3)

(4)

--	--	--

(5)

--	--	--	--

30

	1,905,871.88	2,051,053.21
	1,905,871.88	2,051,053.21

31

(1)

	19,701,700.12	10,224,117.09
	19,701,700.12	10,224,117.09

(2)

0.00

--	--	--	--

32

--	--	--

33

34

--	--	--

35

(1)

	45,597,329.25	62,240,002.60
	32,041,175.06	98,893,668.79
	77,638,504.31	161,133,671.39

(2) 1

	21,838,671.40	
	2,949,931.68	
	3,021,147.20	
	850,000.00	
	28,659,750.28	--

36

(1)

	12,687,432.22	16,954,639.15
	12,687,432.22	16,954,639.15

(2) 1

--	--	--

(3)

--	--

37

(1)

	32,817,679.41	78,786,640.18	79,977,837.65	31,626,481.94
-		9,169,681.33	9,169,681.33	
	32,817,679.41	87,956,321.51	89,147,518.98	31,626,481.94

(2)

1	28,777,790.93	63,139,396.63	63,165,668.80	28,751,518.76
2	4,039,888.48	3,739,849.52	4,904,774.82	2,874,963.18
3		4,389,230.89	4,389,230.89	
		3,835,945.92	3,835,945.92	
		284,920.76	284,920.76	
		268,364.21	268,364.21	
4		7,377,270.13	7,377,270.13	
5		140,893.01	140,893.01	
	32,817,679.41	78,786,640.18	79,977,837.65	31,626,481.94

(3)

1		8,752,924.08	8,752,924.08	
2		416,757.25	416,757.25	
		9,169,681.33	9,169,681.33	

38

	23,041,911.00	12,263,253.20
		111,211.82
	17,056,076.10	15,428,713.89
	69,790.33	131,497.09
	1,564,349.05	865,870.94
	1,165,826.03	630,011.49
	27,975.61	
	273,905.07	129,388.71
	43,199,833.19	29,559,947.14

39

	198,801.73	371,272.51
	198,801.73	371,272.51

--	--	--

40

	16,502,500.00	33,005,000.00
	16,502,500.00	33,005,000.00

1

41**(1)**

		6,830,000.00
		717,670.00
	1,298,297.94	4,314,525.61
	6,242,629.31	3,049,864.70
	29,112,372.00	43,710,640.00
	36,653,299.25	58,622,700.31

(2)**1**

	29,112,372.00	
	29,112,372.00	--

42

--	--	--

43

	116,901,133.47	76,000,000.00
	116,901,133.47	76,000,000.00

44

--	--	--

--	--	--	--	--	--	--	--	--	--	--	--

45

(1)

		80,451,623.34
		80,451,623.34

46

(1)

--	--	--

(2) ()

(3)

(4)

47**(1)**

--	--	--

48**(1)**

--	--	--

(2)

--	--	--

--	--	--

()

--	--	--

49

--	--	--	--	--	--

50

	40,587.25	0.00	
	40,587.25		--

2015 7 2 Enigma Diagnostics Ltd 2015
 12 31 2015 -135,290.82
 30% 40,587.25

51

	15,262,659.81	27,860,000.00	7,852,434.33	35,270,225.48	
	15,262,659.81	27,860,000.00	7,852,434.33	35,270,225.48	--

						/
	5,000,000.00	12,460,000.00	3,344,714.03		14,115,285.97	
	98,347.65		33,504.24		64,843.41	
X53	9,194,312.16	10,000,000.00	953,744.34		18,240,567.82	
()		5,000,000.00	2,150,471.72		2,849,528.28	
12DZ1941802	270,000.00		270,000.00			
	700,000.00	400,000.00	1,100,000.00			
	15,262,659.81	27,860,000.00	7,852,434.33		35,270,225.48	--

52

--	--	--	--

53

		(+ —)					
	157,267,000.00	12,851,016.00		254,454,141.00	-481,922.00	266,823,235.00	424,090,235.00

2014

2014 12 17 71

39.80

2015 6 3

18.00

1.20

1.99

2015 7 14

27.00

2015 12 31

48.19

()

([2015]1455)

2015 8 1

1,245.30

2015 9 15 2015

2015

2015 8 27

10 15

54

(1)

(2)

55

()	461,353,901.15	56,756,668.92	259,696,910.94	258,413,659.13
	6,610,200.00	6,932,561.11	5,165,862.57	8,376,898.54
	467,964,101.15	63,689,230.03	264,862,773.51	266,790,557.67

1 5,675.67

2014

2014 12 17 71 39.80

664.26 624.46

()

([2015]1455)

2015 8 1

1,245.30

34,059.00

969.25

1,245.30

27,309.83

4,534.62

516.59

2

25,969.69

48.19

572.47

524.28

2015 9 15

2015

2015

2015 8 27

10

15

25,445.41

3

693.26

693.26

4

516.59

516.59

56

--	--	--	--	--

	43,710,640.00	6,642,620.00	21,240,888.00	29,112,372.00
	43,710,640.00	6,642,620.00	21,240,888.00	29,112,372.00

2014

2014 12 17 71 39.80

664.26

2015 5 27 10 1.5

609,750.00

48.19 5,724,691.94

0.11%

126.65 14,906,446.06

0.74%

1.35%

57

58

--	--	--	--	--

59

	49,690,441.98	10,703,389.08		60,393,831.06
	49,690,441.98	10,703,389.08		60,393,831.06

60

	333,300,210.10	238,800,871.13
	333,300,210.10	238,800,871.13
	157,219,571.79	128,281,332.74
	10,703,389.08	12,277,993.77
	23,649,749.98	21,504,000.00
	8,626,929.83	
	464,793,572.66	333,300,210.10

- 1) 0.00
- 2) 0.00
- 3) 0.00
- 4) 0.00
- 5) 0.00

61

	671,210,229.93	282,938,591.36	532,609,361.05	203,208,873.62
	10,465,568.43	4,944,774.71	4,361,476.94	1,747,749.62
	681,675,798.36	287,883,366.07	536,970,837.99	204,956,623.24

62

	4,391,709.42	3,005,513.26
	3,446,271.68	2,229,773.62
	7,837,981.10	5,235,286.88

63

	16,865,049.70	19,404,716.26
	15,827,941.18	11,168,402.63
	5,377,636.88	5,414,106.88
	1,461,814.52	1,995,272.05

	1,432,719.02	1,431,520.81
	841,698.71	719,708.46
	1,691,095.27	1,177,797.10
	43,497,955.28	41,311,524.19

64

	29,428,054.71	27,995,839.12
	28,006,886.36	23,048,214.85
	23,032,464.16	23,433,509.46
	6,932,561.11	6,610,200.00
	5,700,168.81	6,036,769.13
	3,576,965.19	3,593,267.50
	5,123,616.58	4,352,098.25
	966,377.51	1,545,692.79
	17,360,992.71	6,651,366.02
	120,128,087.14	103,266,957.12

65

	14,465,042.05	19,047,226.52
	910,921.36	7,821,425.64
	476,371.63	-1,796,267.47
	890,874.98	181,236.55
	14,921,367.30	9,610,769.96

66

	8,859,524.46	10,327,376.79
	0	518,747.97
	8,859,524.46	10,846,124.76

67

--	--	--

68

	-40,587.25	
	-40,587.25	

	-40,587.25		
	-40,587.25		

69

	35,875.00	6,343.58	35,875.00
	35,875.00	6,343.58	35,875.00
	10,515,486.35	6,127,709.83	10,515,486.35
	296,511.73	156,877.68	296,511.73
	10,847,873.08	6,290,931.09	10,847,873.08

								/
						3,344,714.03		
							1,500,000.00	
						33,504.24	33,504.24	
X53						953,744.34	805,687.84	
						2,150,471.72		
12DZ1941802						270,000.00	90,000.00	
						1,100,000.00		
						1,038,032.02	1,643,343.75	

2014							1,000,000.00	
							324,000.00	
						1,210,000.00	288,000.00	
							225,024.00	
							175,600.00	
						305,020.00	42,550.00	
						10,000.00		
						100,000.00		
	---	---	---	---	---	10,515,486.35	6,127,709.83	---

284,928.01

70

	134,887.51	43,542.05	134,887.51
	134,887.51	43,542.05	134,887.51
		190,000.00	
	147,405.84	5,627.19	147,405.84
	282,293.35	239,169.24	282,293.35

100,462.67

25,000.00

15,715.00

71

(1)

	34,692,644.86	29,285,887.57
	-3,742,877.90	-5,210,723.63
	30,949,766.96	24,075,163.94

(2)

	209,072,509.49
/	31,360,876.42
	1,226,306.46
	-310,488.79
	188,583.30
	-1,515,510.43
	30,949,766.96

72

73

(1)

	30,523,052.02	13,998,517.75
	910,921.36	
	153,395.37	156,877.68
	31,587,368.75	14,155,395.43

(2)

	20,009,651.14	15,732,394.85
	47,823,981.82	22,525,651.66
	13,747,712.46	376,863.74
	81,581,345.42	38,634,910.25

(3)

	0.00	7,821,425.64
		7,821,425.64

(4)

--	--	--

(5)

	6,642,620.00	43,710,640.00
	468,488.00	189,551.00
	7,111,108.00	43,900,191.00

(6)

		200,000.00
	2,546,791.94	
	2,546,791.94	200,000.00

74

(1)

1	--	--
	178,122,742.53	143,720,149.75
	8,859,524.46	10,846,124.76
	46,902,106.68	43,423,501.05
	4,739,273.00	1,805,975.42
	1,522,671.08	231,509.44
	(" ")	99,012.51
(" ")	14,465,042.05	10,177,745.32
(" ")	40,587.25	
(" ")	-3,007,767.09	-4,151,147.26

(“ ”)	-735,110.81	-1,059,576.37
(“ ”)	23,270,343.26	-16,439,932.86
(“ ”)	-22,472,869.58	-223,255,271.80
(“ ”)	-80,920,424.71	14,844,978.25
	6,932,561.11	6,610,200.00
	177,817,691.74	-13,208,545.83
2	--	--
3	--	--
	177,767,593.33	104,973,206.39
	104,973,206.39	327,462,994.69
	72,794,386.94	-222,489,788.30

(2)

	--
	--
	--

(3)

	--
	--
	--

(4)

	177,767,593.33	104,973,206.39
	352,043.71	251,172.87
	177,415,549.62	104,722,033.52
	177,767,593.33	104,973,206.39

75

“ ”

76

	473,467,962.73	
	19,913,630.63	
	42,346,320.95	
	535,727,914.31	--

77

(1)

	--	--	1,436,701.20
	32,887.23	6.4936	213,556.52
	68,276.98	7.0952	484,438.83
	881,721.00	0.8378	738,705.85
	--	--	95,917.71
	3,967.04	6.4936	25,760.37
	9,888.00	7.0952	70,157.34
			91,465.27
	123,836.00	0.7386	91,465.27
			14,531,880.78
	510,921.32	6.4936	3,317,718.68
	1,296,261.02	7.0952	9,197,231.19
	26,366,500.00	0.053875	1,420,495.19
	62,025.99	9.6159	596,435.72
			6,493.60
	1,000.00	6.4936	6,493.60

(2)


□ √

78


79

1


(1)



(2)



(3)



(4)


□ $\sqrt{\quad}$

(5)


(6)

2


(1)



(2)



(3)



3

4

$\sqrt{\quad}$

$\sqrt{\quad}$

5

()

6

1

(1)

				100.00%	
				70.00%	
				70.00%	
				77.00%	

(2)

		30.00%	18,162,544.14	63,742,024.46
		30.00%	2,740,626.60	9,221,054.33

(3)

	194,561,461.77	87,163,063.85	281,724,531.32	61,317,328.01	7,933,788.44	69,251,164.45	147,613,915.44	92,908,758.33	240,522,673.77	78,717,686.29	9,873,386.40	88,591,072.69

	40,243,488.51	2,341,139.27	42,584,627.78	11,714,800.04	132,979.98	11,847,780.02	40,004,167.84	3,061,108.47	43,065,276.31	21,291,620.81	172,229.75	21,463,850.56
--	---------------	--------------	---------------	---------------	------------	---------------	---------------	--------------	---------------	---------------	------------	---------------

	210,792,732.52	60,541,813.79	60,541,813.79	78,465,861.18	55,485,297.02	18,776,230.27	18,776,230.27	-756,102.71				
	67,304,866.96	9,135,422.01	9,135,422.01	1,558,022.84	20,817,420.41	2,186,597.08	2,186,597.08	-191,705.80				

(4)

(5)

2015 11 11

200.00

91110302MA001U3W56

77.00%

5.00%

8.00%

10.00%

2015 12 31

2

(1)

(2)

3

(1)

					30.00%		

20%

20%

(2)

	/	/

(3)

	/	/
	135,290.82	
	135,290.82	
	-135,290.82	
	-40,587.25	
	-135,290.82	
	-135,290.82	

(4)

	/	/
	--	--
	--	--
	--	--
	--	--

(5)

(6)

		()	
		-40,587.25	40,587.25

2015 7 2 Enigma Diagnostics Ltd
 12 31 2015
 30% 40,587.25

2015
 -135,290.82

(7)

(8)

4

				/	

5

6

1

()

2

2015 5 29

1,064.79

3

46.88%

77.21%

3

()

1

	--	--	--	--
	--	--	--	--

2

3

4

5

6

7

8

9

1

--	--	--	--	--	--

2

3

--	--

4

	33.18%
DiaSys Diagnostic Systems(HongKong) Co.,Ltd	

DiaSys Japan Kabushiki Kaisha Kobe	
Diasys Mongolia Co.,Ltd	
	30.00%

5

(1)

/

		43,991,460.12		21,253,102.76
DiaSys Diagnostic Systems(HongKong) Co.,Ltd		57,289,065.06		13,540,598.93
DiaSys Japan Kabushiki Kaisha Kobe		2,233,217.26		1,240,590.09

/

--	--	--	--

(2)

/

/

/

/	/	/	/	/	/	/
---	---	---	---	---	---	---

/

/

/	/	/	/	/	/	/
---	---	---	---	---	---	---

/

(3)

--	--	--	--

--	--	--	--

(4)

--	--	--	--	--

--	--	--	--	--

(5)

(6)

--	--	--	--

(7)

	811.97	755.80

(8)

6

(1)

	DiaSys Diagnostic Systems(HongKong) Co.,Ltd			8,673,772.41	433,688.62
		135,290.82	6,764.54		

(2)

	DiaSys Diagnostic Systems(HongKong) Co.,Ltd	8,278,370.44	9,461,757.20
		8,022,834.95	5,916,930.90
		0	628,337.86

7

8

1

√ □

	398,000.00
	1,266,478.00
	481,922.00
	4.708 /
	6.616 / 2016 -2017

1 2015 5 27 10 1.5 ()

11.77

16.54

2 2015 2015 2015

2015 8 27

10 15 2015 10 21 2015

2015 10 26 2015 10 27 2015 10 27 2015

4.708

6.616

2

√ □

	Black-Scholes
	14,631,037.43
	6,932,561.11

1.

3

□ √

4

5

1

2015 12 31

2

(1)

2015 5 29
3

1,064.79

(2)

3

1

--	--	--	--

2

3

4

1

(1)

--	--	--	--

(2)

--	--	--

2

3

(1)

(2)

4

5

--	--	--	--	--	--	--

6

(1)

(2)

(3)

(4)

7

8

1

(1)

	289,051,386.61	100.00%	27,757,809.74	9.72%	261,293,576.87	274,699,092.76	100.00%	18,839,208.82	6.98%	255,859,883.94
	289,051,386.61	100.00%	27,757,809.74	9.72%	261,293,576.87	274,699,092.76		18,839,208.82	6.98%	255,859,883.94

1				
1		174,456,435.13	8,722,821.75	5.00%
1	2	80,243,935.48	8,024,393.55	10.00%
2	3	26,155,155.77	7,846,546.73	30.00%
3	4	2,780,985.21	1,390,492.61	50.00%
4	5	1,153,914.46	923,131.57	80.00%
5		850,423.53	850,423.53	100.00%
		285,640,849.58	27,757,809.74	

(2)

8,918,600.92

0.00

--	--	--

(3)

--	--

--	--	--	--	--	--

(4)

		(%)	
1	103,072,632.31	35.66	5,153,631.62
2	22,776,623.82	7.88	2,768,580.98
3	22,505,392.84	7.79	1,125,269.64
4	10,782,155.14	3.73	999,839.88
5	8,909,759.69	3.08	890,975.97
	168,046,563.80	58.14	10,938,298.09

(5)

(6)

2

(1)

	14,129,183.46	100.00%	1,121,116.38	7.93%	13,008,067.08	8,373,412.56	100.00%	1,202,066.31	14.36%	7,171,346.25
	14,129,183.46	100.00%	1,121,116.38	7.93%	13,008,067.08	8,373,412.56	100.00%	1,202,066.31	14.36%	7,171,346.25

1				
1		12,625,429.17	631,271.46	5.00%
1	2	602,105.82	60,210.58	10.00%
2	3	205,502.47	61,650.74	30.00%
3	4	636,444.00	318,222.00	50.00%
4	5	49,702.00	39,761.60	80.00%
5		10,000.00	10,000.00	100.00%
		14,129,183.46	1,121,116.38	

√

√

(2)

0.00

80,949.93

--	--	--

(3)

--	--

--	--	--	--	--	--

(4)

	908,728.06	27,656.00
	11,572,149.00	808,890.15
		6,330,000.00
	1,648,306.40	1,206,866.41
	14,129,183.46	8,373,412.56

(5)

		10,972,149.00	1	77.66%	548,607.45
		600,000.00	3-4	4.25%	300,000.00
		317,100.00	1-2	2.24%	31,710.00
		246,494.44	1-2	1.74%	24,649.44
Immunodiagnostic Systems Ltd		243,643.13	3	1.72%	43,855.76
	--	12,379,386.57	--	87.61%	948,822.65

(6)

--	--	--	--	--

(7)

(8)

3

	537,380,595.28		537,380,595.28	196,790,595.28		196,790,595.28
	0.00		0.00			
	537,380,595.28		537,380,595.28	196,790,595.28		196,790,595.28

(1)

	2,000,000.00			2,000,000.00		
	175,881,695.28	316,800,000.00		492,681,695.28		
	18,908,900.00	23,790,000.00		42,698,900.00		
	196,790,595.28	340,590,000.00		537,380,595.28		

(2)

				0.00						0.00	
				0.00						0.00	
				0.00						0.00	

(3)

4

	400,684,568.89	149,201,022.52	464,475,004.80	175,140,357.89
	9,190,788.33	4,110,794.37	3,049,732.59	1,137,209.84
	409,875,357.22	153,311,816.89	467,524,737.39	176,277,567.73

5

		-40,587.25
		-40,587.25

6

1

√ □

	-99,012.52	
()	10,515,486.35	: 334.47 , 3.4 X53 95.37 , 215.05 ,12DZ1941802 27 , 110 , 103.8 121 30.5 1 10
	149,105.91	
	1,699,274.73	
	882,965.30	
	7,983,339.71	--

1 —

1 —

✓

2

		(/)	(/)
	14.76%	0.40	0.39
	14.01%	0.38	0.37

3

(1)

✓

(2)

✓

(3)

4

()

2015

5

2016 3 25